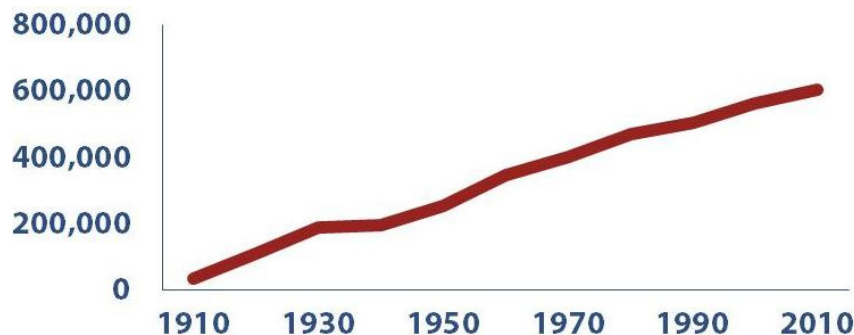


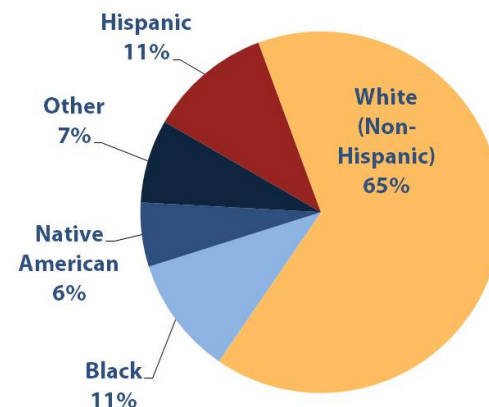


## Demography

Population **610,599** (2nd of 77)



## Racial Composition



## Economy

Median Personal Income  
**\$45,613** (13th)

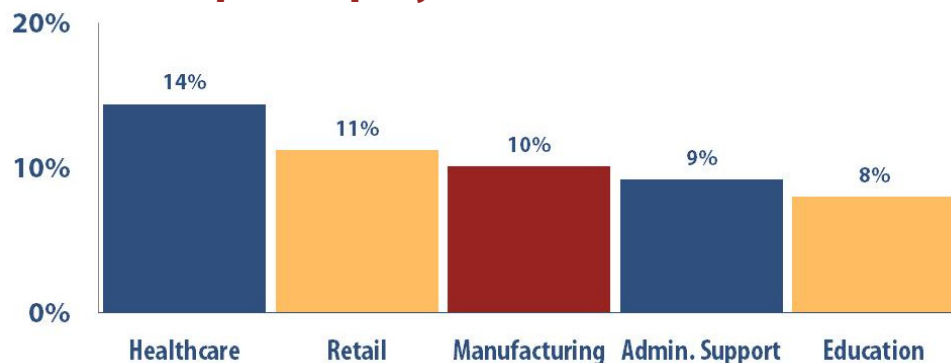
Pct. of total employment in state and local government: **7 %** (77th)

Pct. of working-age civilians in labor force: **67 %** (4th)

Pct. of total employment in farming: **1 %** (76th)

Child poverty rate: **23 %** (45th)

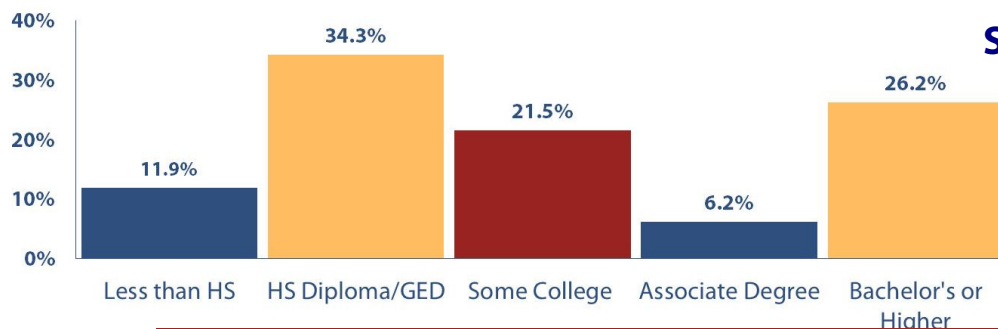
## Top 5 Employment Sectors





## Education

### Highest Attainment



Pct. of students eligible for free/reduced lunch: **54 %** (61st / 77)

Pct. of children who are minority children: **48 %** (16th)

Student to teacher ratio: **16.54 to 1** (2nd)

## Health

Pct. of adults who smoke: **23.7 %** (47th)

Pct. of residents uninsured: **20.7 %** (64th)

Pct. of adults who are obese: **29 %** (74th)

Teen birth rate per 1000 teenage girls: **59.7** (42nd)

Pct. of total population enrolled in Medicare: **16 %** (16th)

Pct. of total population receiving SSI benefits: **16 %** (70th)

# 24th

Overall health outcome rank

For more county level data sheets and source information visit [www.okpolicy.org](http://www.okpolicy.org)